




STEP 1: INTRODUCE THE VISUAL DOCUMENT
• TYPE OF DOCUMENT


 The document **is**

 a **painting**

 a **film poster**

 an **ad**

 a **photograph** = a **picture**

 a **drawing**

 a **mural**

 a **comic strip**

 a **magazine cover**

 a **screenshot** from a movie / TV series...

 a **cartoon**
• TITLE

 The painting **is entitled**

• ORIGIN

 - **Author:** it was **Painted by** / it was **drawn by** / it was **taken by**

 The painter / cartoonist / photographer **is**

 - **Date:** it was **Painted in** / it was **drawn in** / it was **taken in** / it was **published in** ...

 - **Place :** it is **exhibited / displayed / on display at** (art gallery, museum..)

• TOPIC

 The document **represents / shows** / **portrays** ... / **is** about

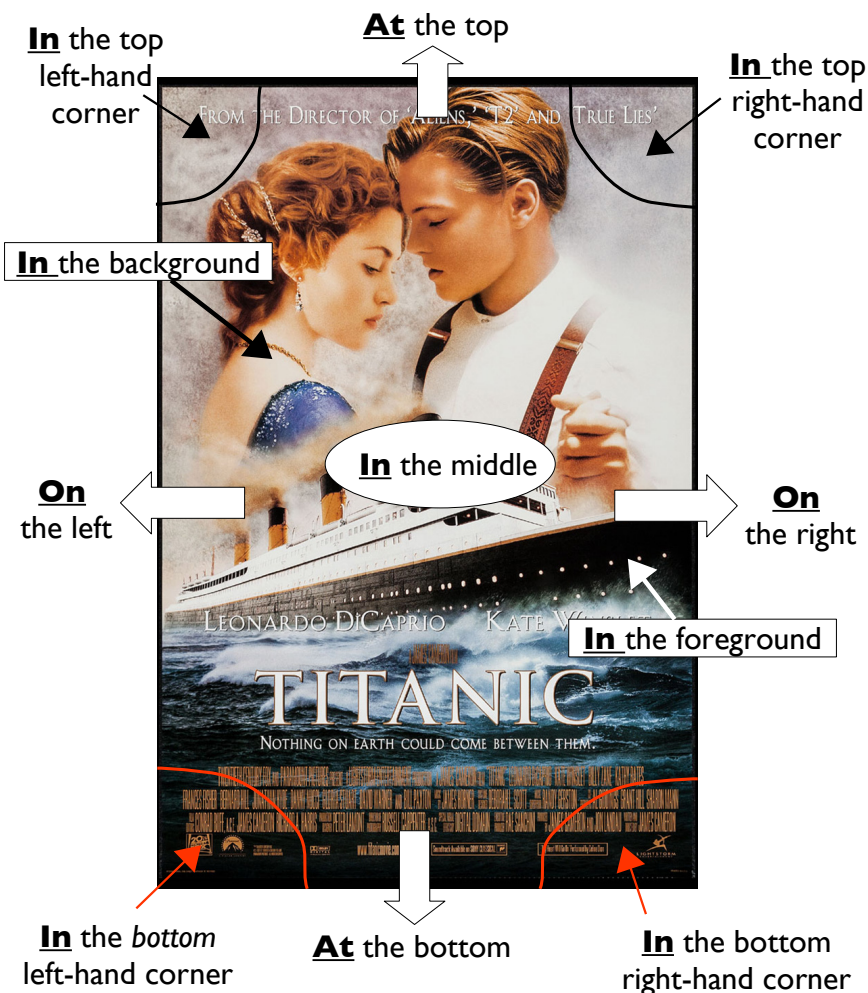
STEP 2: DESCRIBE THE DOCUMENT
• GENERAL IMPRESSIONS

 - We can **see** / **notice** (remarquer)...

 - The scene **takes place** ... in a city / in the street / in the countryside / in a house...

• DETAILED DESCRIPTION

PRESENT A VISUAL DOCUMENT IN ENGLISH - 3e



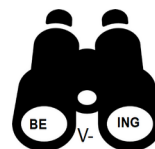
Décrire ce qu'on voit

- I can see...
- There **is** + *singulier* : "There **is** a dog".
- There **are** + *pluriel* : "There **are** 4 dogs".


Décrire les actions

Pour décrire une situation en cours, 'en train' de se passer :

BE + Verbe + **ING**
→ They **are** danc**ing**



Prépositions de lieux



STEP 3: MAKE SUPPOSITIONS

- I think (that) ...
 - Maybe / Perhaps ...
 - In my opinion...
- « I think that / Maybe / In my opinion, they are a couple »

STEP 4: ANALYZE / INTERPRET THE DOCUMENT (with context)

• EMOTIONS

The picture / photograph **expresses** happiness / fear / sadness / hope / loneliness / peace / anger ...

• THE ARTIST'S INTENTION

- The document **denounces**... / The message behind the photograph **is** / The goal (= objective) of the picture / photograph **is to**.....
- + **Explain** briefly the context!

STEP 5: YOUR OPINION

- I **think** / **believe** that.... / In my **opinion**
- I **find** this picture/photograph ... sad / funny / odd (= strange) / powerful / exciting **because** ...
- It **makes** me **feel** happy / sad / angry / nostalgic because