


# Words

are all around

1st  
GRADE



ng

nt

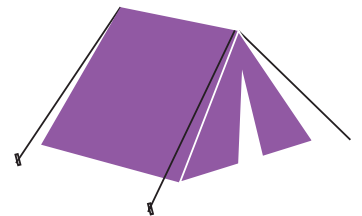
ki \_ \_




te \_ \_



ri \_ \_



pla \_ \_



# Table of Contents

---

## Words Are All Around

- Alphabetical Foods
- Alphabetical Names
- Alphabetical Clothing
- Alphabetical Adjectives
- Make a Match: Street Signs
- Beginning Blends 1
- Beginning Blends 2
- Beginning Blends 3
- Ending Blends 1
- Ending Blends 2
- Ending Blends 3
- Words Beginning With: bl, cl, fl
- Words Beginning With: br, cr, dr, fr
- Words Beginning With: gl, pl, sl
- Words Beginning With: gr, pr, tr
- Words Beginning With: sc, sk, sm, sn
- Words Beginning With: sp, squ, st, sw
- Words Ending With sp and sk
- Words Ending With ct, ft, pt
- Words Ending With lb, lm, ln, lp
- Words Ending With -ld
- Words Ending With lf
- Words Ending With lk
- Words Ending With lt
- Words Ending With ng and nd
- Words Ending With st
- The Princess and the Pea Coloring Page
- Goldilocks and the Three Bears Coloring Page
- White Fang Coloring Page
- Black Beauty Coloring Page
- The Tiger Shark
- The Thresher Shark
- The Whale Shark
- The Great White Shark
- Space Bookmarks!

### *Certificate of Completion*

Want more workbooks? Join [Education.com Plus](http://www.education.com/education-plus/) to save time and money.  
<http://www.education.com/education-plus/>

# Alphabetical Foods

Cut out the words at the bottom of the page and paste them next to the numbers in alphabetical order.



1.

6.

2.

7.

3.

8.

4.

9.

5.

10.



banana

hamburger

soup

pizza

yogurt


watermelon

grapefruit

milk

olive

cake



# Alphabetical Names

Cut out the words at the bottom of the page and paste them next to the numbers in alphabetical order.



1.

6.

2.

7.

3.

8.

4.

9.

5.

10.



Bryan

Jack

Katie

William

Greg


Monica

Samantha

Ashley

Nick

Tony



# Alphabetical Clothing

Cut out the words at the bottom of the page and paste them next to the numbers in alphabetical order.



1.

6.

2.

7.

3.

8.

4.

9.

5.

10.



jacket

tie

belt

hat

shoes


pants

vest

coat

dress

gloves



# Alphabetical Adjectives

Cut out the words at the bottom of the page and paste them next to the numbers in alphabetical order.



1.

6.

2.

7.

3.

8.

4.

9.

5.

10.



funny

giant

empty

lazy

bright


stinky

tiny

afraid


wild

young




# MAKE A MATCH: STREET SIGNS

Cut out the game pieces below, mix them up and place them face down on the floor. Begin the game by turning one piece over, then another. If they match, put them in a pile. If they don't match, turn both pieces over and try again. Repeat until you've made all 8 matches.



# Beginning Blends 1

Fill in the blanks with the correct consonant blend.




\_\_ \_\_ ead



\_\_ \_\_ og



\_\_ \_\_ oud




\_\_ \_\_ y

fr	bl	cr
cl	sc	pl
gr	fl	dr
	gl	br




\_\_ \_\_ ant



\_\_ \_\_ ock



\_\_ \_\_ ue




\_\_ \_\_ ab



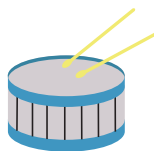
\_\_ \_\_ ush



\_\_ \_\_ anket



\_\_ \_\_ apes



\_\_ \_\_ um



\_\_ \_\_ ale



# Beginning Blends 2

Fill in the blanks with the correct consonant blend.



\_\_ \_\_ oon



\_\_ \_\_ ar


sp	bl	fl
sm	gl	sk
br	sc	st
	tr	



\_\_ \_\_ ake



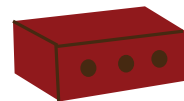
\_\_ \_\_ obe



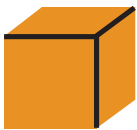
\_\_ \_\_ oke



\_\_ \_\_ ate



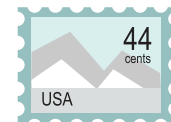
\_\_ \_\_ ick




\_\_ \_\_ ock



\_\_ \_\_ arf



\_\_ \_\_ amp



\_\_ \_\_ ider



\_\_ \_\_ ower




\_\_ \_\_ ee

# Beginning Blends 3

Fill in the blanks with the correct consonant blend.



\_\_\_ \_ irrel



\_\_\_ \_ awberry


scr

squ

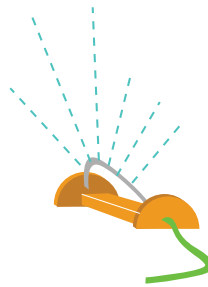
thr

spr

str



\_\_\_ \_ eam




\_\_\_ \_ inkler



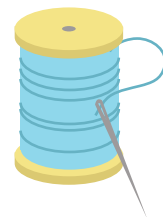
\_\_\_ \_ id




\_\_\_ \_ ee




\_\_\_ \_ ash




\_\_\_ \_ ead



\_\_\_ \_ ay



\_\_\_ \_ ew



\_\_\_ \_ eet

# Ending Blends 1

Fill in the blanks with the correct consonant cluster.

Draw a line from the word to its picture.

ng	ft
nt	ld

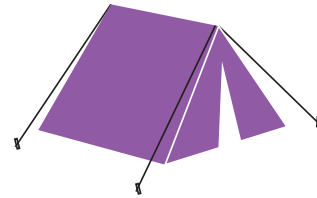
ki \_ \_




te \_ \_




ri \_ \_




pla \_ \_



go \_ \_



ra \_ \_



# Ending Blends 2

Fill in the blanks with the correct consonant cluster.

Draw a line from the word to its picture.

nd

lf

lt

st


ve \_ \_




ha \_ \_



bo \_ \_



e \_ \_



go \_ \_



po \_ \_



# Ending Blends 3

Fill in the blanks with the correct consonant cluster.

Draw a line from the word to its picture.

lk

mp

nk

sk

sp

ba \_ \_



la \_ \_



ma \_ \_



wa \_ \_



sku \_ \_




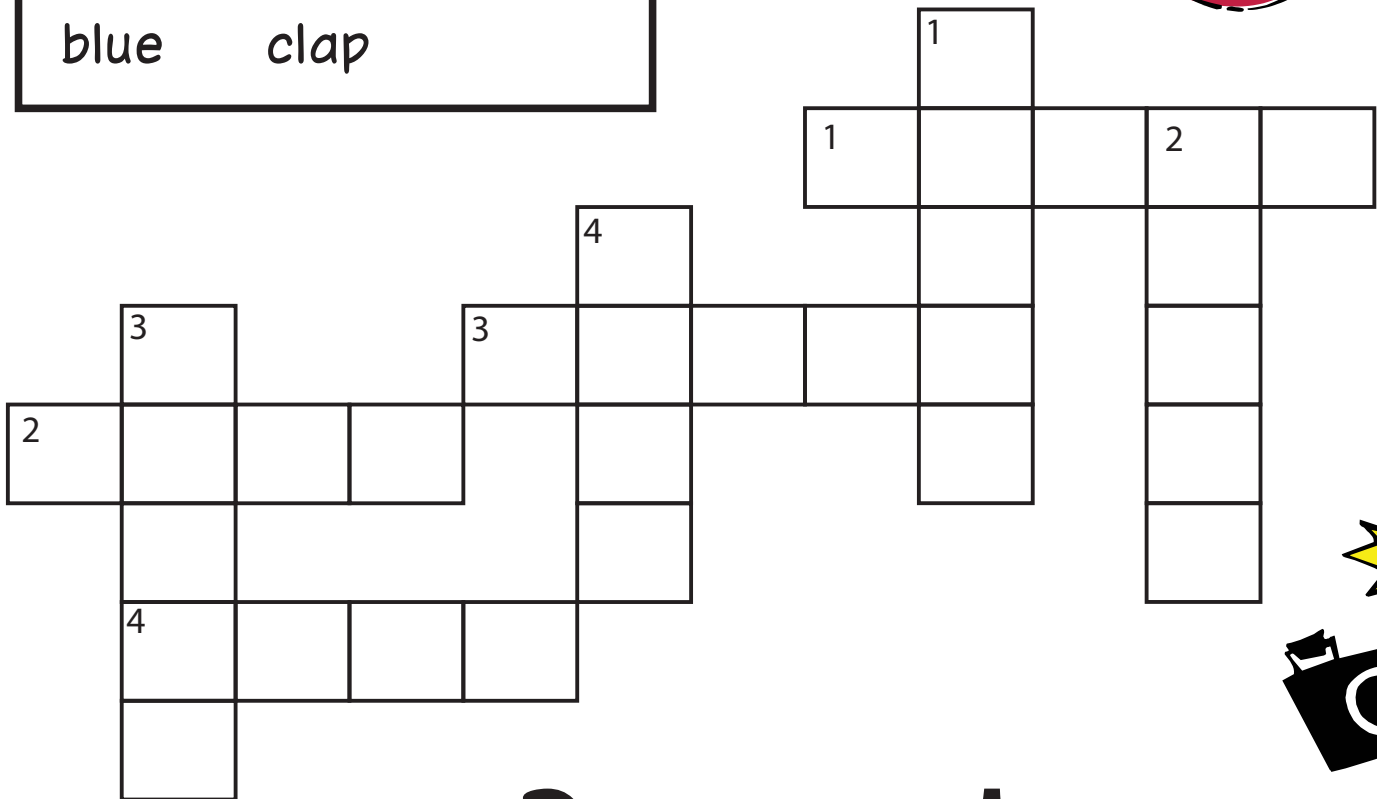
mi \_ \_



# Words Beginning With bl, cl, fl


Each answer rhymes with a word in the word bank.  
Finish the puzzle using the rhyming clues.

clock	class	flat
flash	black	block
blue	clap	



**Down**

**Across**




1. trash
2. block
3. sock
4. shoe

1. track
2. sat
3. glass
4. snap

# Words Beginning With br, cr, dr, fr


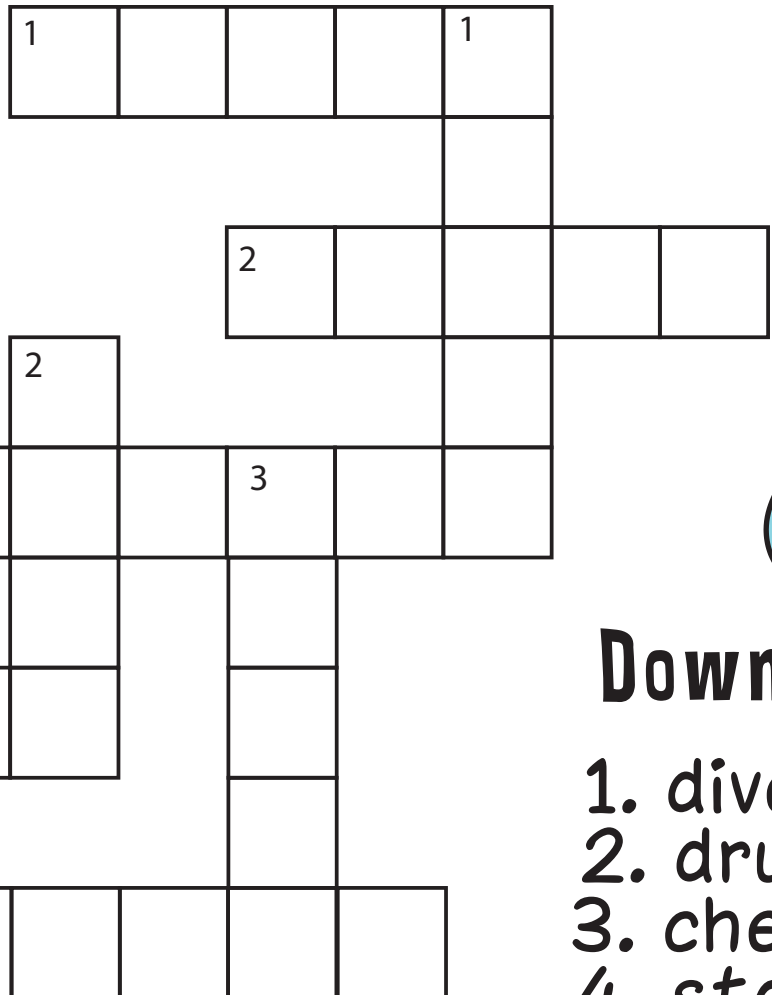
Each answer rhymes with a word in the word bank.  
Finish the puzzle using the rhyming clues.

bridge	dress	broom
drive	crowd	cried
from	drop	fresh




## Across

1. loud
2. lied
3. ridge
4. groom
5. flesh



## Down

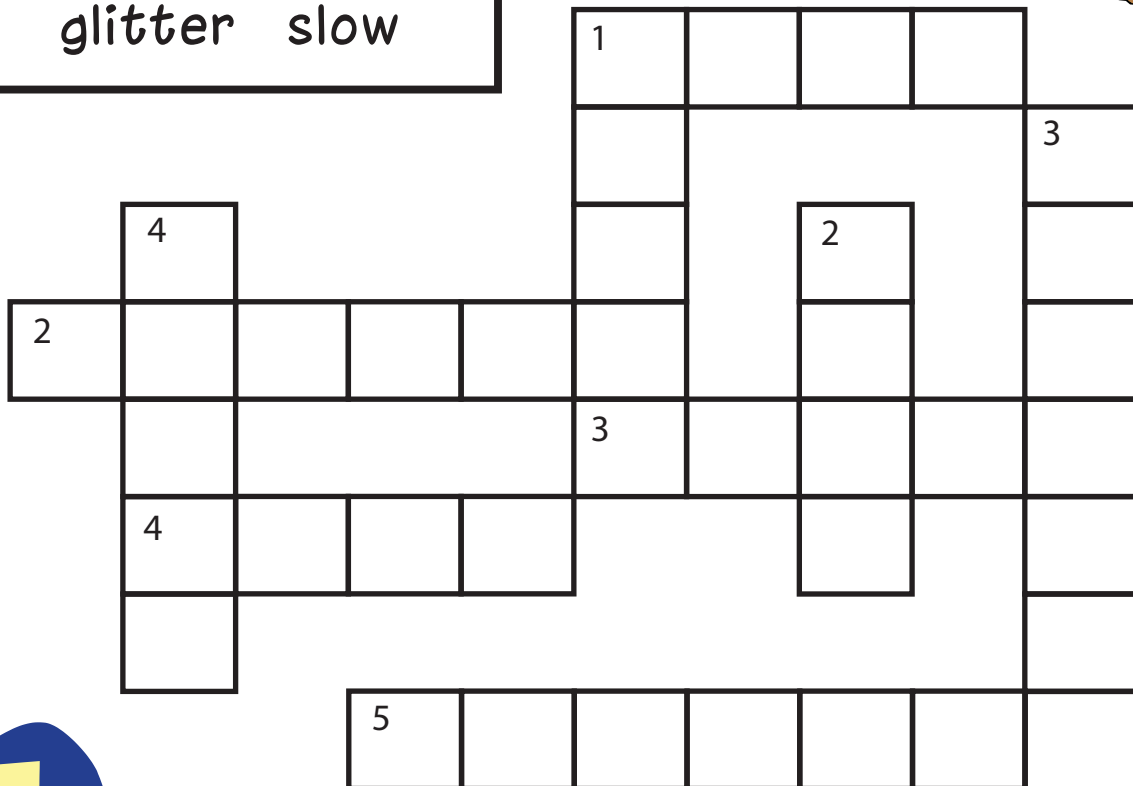
1. dive
2. drum
3. chess
4. stop



# Words Beginning With gl, pl, sl

Each answer rhymes with a word in the word bank.  
Finish the puzzle using the rhyming clues.

glass	slot	plant
please	slap	plaster
sleep	glitter	slow




## Across

1. snow
2. sneeze
3. slant
4. hot
5. faster

## Down

1. sweep
2. clap
3. bitter
4. grass





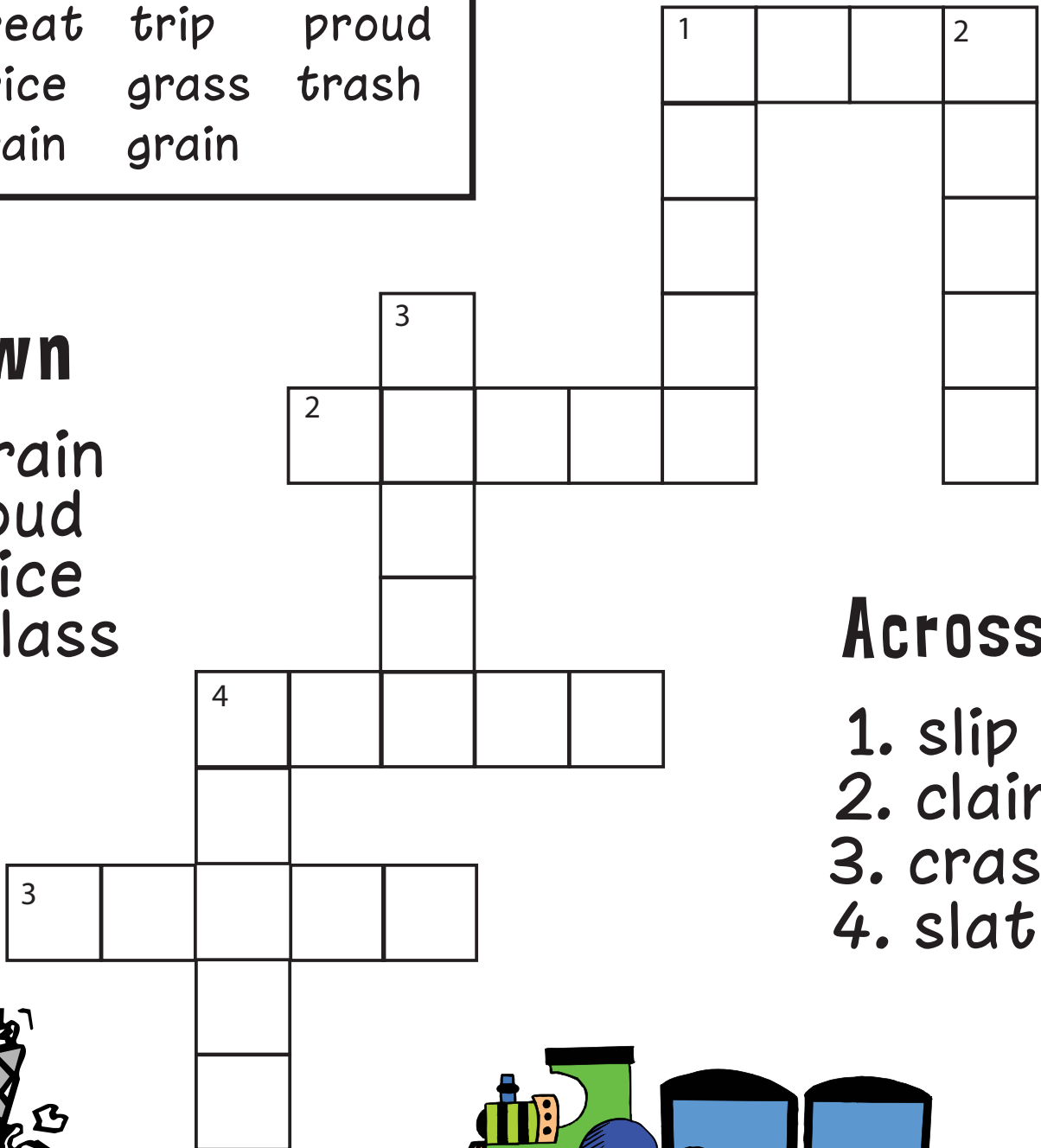
# Words Beginning With gr, pr, tr

Each answer rhymes with a word in the word bank.  
Finish the puzzle using the rhyming clues.

great	trip	proud
price	grass	trash
train	grain	


## Down

1. drain
2. loud
3. dice
4. class



## Across




1. slip
2. claim
3. crash
4. slate



# Words Beginning With sc, sk, sm, sn

Each answer rhymes with a word in the word bank.  
Finish the puzzle using the rhyming clues.

skip	snail	scar
smart	snack	scam
skill	small	



## Across

1. track
2. start
3. tall



## Down

1. trail
2. fill
3. trip
4. slam

# Words Beginning With sp, squ, st, sw

Each answer rhymes with a word in the word bank.  
Finish the puzzle using the rhyming clues.

squish	spell	speak
start	swoop	swing
stop	squash	



## Across

1. bring
2. posh
3. leak
4. crop

## Down

1. wish
2. tart
3. loop
4. sell

# Words Ending With sp and sk

Use the code box to put a letter in place of each number to make words that end in the letters sp or sk.

1	2	3	4	5	6	7	8	9	10	11	12	13
c	s	a	r	p	g	e	k	m	d	t	u	i

1 4 13 2 5




9 3 2 8

10 7 2 8



5 4 3 2 5

6 3 2 5




11 12 2 8

# Words Ending With ct, ft, pt

Use the code box to put a letter in place of each number to make words that end in the letters ct, ft or pt.

1	2	3	4	5	6	7	8	9	10	11	12	13	14
n	i	s	c	p	f	o	g	t	r	d	w	e	a

\_\_\_\_\_  
2 1 3 13 4 9



\_\_\_\_\_  
8 2 6 9

\_\_\_\_\_  
10 14 6 9



\_\_\_\_\_  
14 11 7 5 9

\_\_\_\_\_  
3 12 13 5 9




\_\_\_\_\_  
6 14 4 9

# Words Ending With lb, lm, ln, lp

Use the code box to put a letter in place of each number to make words that end in the letters lb, lm, ln or lp.

1	2	3	4	5	6	7	8	9	10	11	12	13	14
h	r	g	m	p	a	e	f	u	i	n	b	l	k

1 7 13 5



12 9 13 12

14 10 13 11



8 10 13 4

2 7 6 13 4



3 9 13 5

# Words Ending With -Id

Use the code box to put a letter in place of each number to make words that end in the letters -Id.


1	2	3	4	5	6	7	8	9	10	11	12	13	14
o	i	b	l	c	a	d	u	s	e	g	f	h	m

\_\_\_\_\_  
14 1 4 7




\_\_\_\_\_  
11 1 4 7

\_\_\_\_\_  
3 8 2 4 7



\_\_\_\_\_  
1 4 7

\_\_\_\_\_  
9 1 4 7



\_\_\_\_\_  
5 1 4 7

# Words Ending With lf

Use the code box to put a letter in place of each number to make words that end in the letters lf.

1	2	3	4	5	6	7	8	9	10	11	12	13	14
s	e	w	l	p	f	u	h	i	o	g	m	t	k

\_\_\_\_\_  
3 10 4 6



\_\_\_\_\_  
11 10 4 6

\_\_\_\_\_  
1 2 4 6



\_\_\_\_\_  
11 7 4 6

\_\_\_\_\_  
1 8 2 4 6



\_\_\_\_\_  
2 4 6



# Words Ending With lk

Use the code box to put a letter in place of each number to make words that end in the letters lk.


1	2	3	4	5	6	7	8	9	10	11	12	13	14
m	l	e	b	n	s	o	i	u	h	p	k	r	t

\_\_\_\_\_  
1 8 2 12



\_\_\_\_\_  
4 9 2 12

\_\_\_\_\_  
10 9 2 12



\_\_\_\_\_  
6 9 2 12

\_\_\_\_\_  
6 8 2 12




\_\_\_\_\_  
3 2 12

# Words Ending With It

Use the code box to put a letter in place of each number to make words that end in the letters It.

1	2	3	4	5	6	7	8	9	10	11	12	13	14
o	b	t	m	l	s	e	a	i	f	u	g	w	p

\_\_\_\_\_  
2 1 5 3



\_\_\_\_\_  
10 7 5 3

\_\_\_\_\_  
2 11 9 5 3



\_\_\_\_\_  
6 8 5 3

\_\_\_\_\_  
2 7 5 3



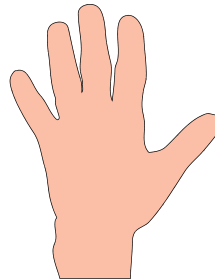
\_\_\_\_\_  
4 7 5 3

# Words Ending With ng and nd

Use the code box to put a letter in place of each number to make words that end in the letters ng and nd.

1	2	3	4	5	6	7	8	9	10	11	12	13	14
s	p	r	d	g	w	c	i	l	t	b	n	a	h

\_\_\_\_\_  
1 6 8 12 5



\_\_\_\_\_  
14 13 12 4

\_\_\_\_\_  
9 13 12 4



\_\_\_\_\_  
3 8 12 5

\_\_\_\_\_  
1 10 13 12 4




\_\_\_\_\_  
14 13 12 5

# Words Ending With st

Use the code box to put a letter in place of each number to make words that end in the letters st.

1	2	3	4	5	6	7	8	9	10	11	12	13	14
k	t	r	b	n	c	f	e	a	t	i	s	w	o

\_\_\_\_\_  
10 8 12 10



\_\_\_\_\_  
3 8 12 10

\_\_\_\_\_  
4 8 12 10




\_\_\_\_\_  
5 8 12 10

\_\_\_\_\_  
7 11 3 12 10




\_\_\_\_\_  
7 9 12 10




**There once was a prince who wanted a princess, but was having a hard time finding one. One night, a young lady claiming to be a princess came to his door, asking to stay the night to escape the storm outside. To test her, the prince's mother placed a pea underneath twenty mattresses for the girl to sleep on. In the morning, the girl complained of a bad night's sleep. Only a real princess could have such delicate skin!**



**This is Goldilocks. She's a very curious little girl. Her curiosity lead her into the home of a bear family after smelling some delicious porridge coming from their house. She tried three different bowls of porridge, sat in three different chairs, and after trying three beds, she accidentally fell asleep in one of them!**




**This is White Fang. He's a strong and agile wolf-dog. White Fang was mistreated most of his life because he isn't a full wolf or dog. He used his strength and agility to fight humans and other dogs that were mean to him. It wasn't until he met Weedon Scott, the first human to ever show kindness to him, that his personality changed and he became a loving dog.**






**This is Black Beauty. He's a strong yet sensitive horse who has had a remarkable life. He was sold to many different owners, some nice, and some very mean. He has been a work horse on many different farms, and even worked pulling taxi cabs in London. After years of hard work, Black Beauty found a nice home to live happily ever after in.**






# THE TIGER SHARK



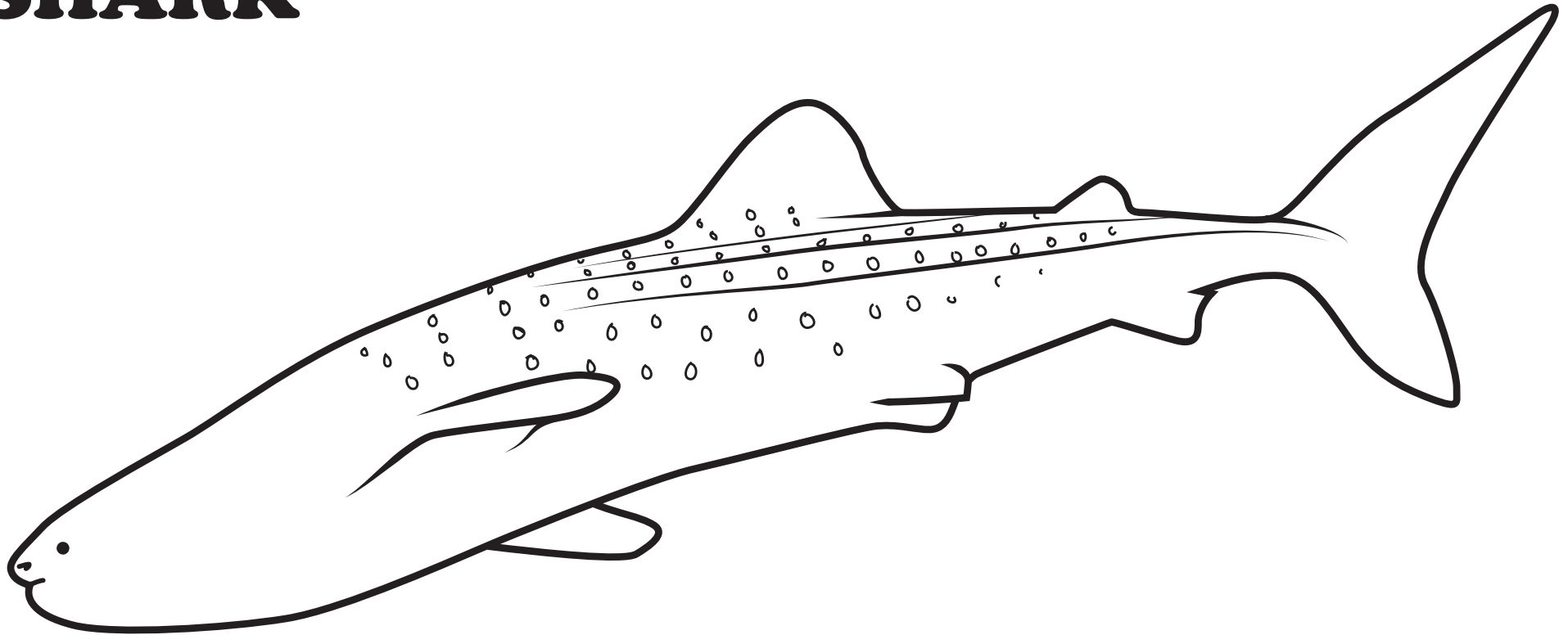
Named for the pattern on the sides of young sharks, tiger sharks are solitary hunters that can reach lengths of 20 feet. Tiger sharks have a reputation for being voracious eaters that will try to consume anything that will fit in their mouths.

# THE THRESHER SHARK




Thresher sharks are a group of sharks characterized by their long caudal fins, or tail fins, that can be as long as the body of the shark itself. The long tail is used as a weapon to stun prey. They prefer open water rather than shorelines.

# THE WHALE SHARK



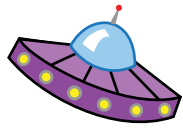
Whale sharks are the largest living fish in the world. The largest recorded whale shark was over 41 feet long and weighed 47,000 pounds! In spite of their large size, whale sharks pose no threat to humans, because they are filter feeders.

# THE GREAT WHITE SHARK




The great white shark is perhaps the most well-known of all the sharks. They can grow to be over 20 feet long and weigh as much as 5,000 pounds! In spite of their bad reputation, great whites generally will not intentionally hunt people.

# SPACE Bookmarks!



Ask a grown-up to help cut these out after coloring.  
This project works best printed on thicker paper!



Great job!

---

is an Education.com reading superstar

