













# Make a Match

P  
Preschool



# Table of Contents

---




## **Make a Match**

Animal Tails for Kids  
Animal Tails For Kids #2  
Animal Tails For Kids #3  
Animal Tails For Kids #4  
Animal Tails For Kids #5  
Animals on Parade  
Cut it Out! Patterns #3  
Draw It! Patterns #1  
What Comes Next?  
Pattern Recognition: Flowers!  
Pattern Recognition: Animals!  
Fish Shapes Match Up  
Teddy Bear Match Up  
123 Let's Count: A Day in the Park  
123 Let's Count Beach Penguins!  
123 Let's Count Teddy Bears!  
Make a Match: Fish




*Certificate of Completion*

Want more workbooks? Join [Education.com Plus](http://www.education.com/education-plus/) to save time and money.  
<http://www.education.com/education-plus/>




Match the animal to its tail.






Match the animal to its tail.






Match the animal to its tail.



Match the animal to its tail.






Match the animal to its tail.







# Animals on Parade

Which animal comes next? Help finish the pattern by cutting out the missing animals and gluing them on the correct row.


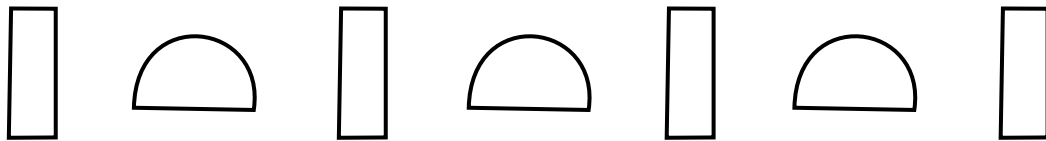

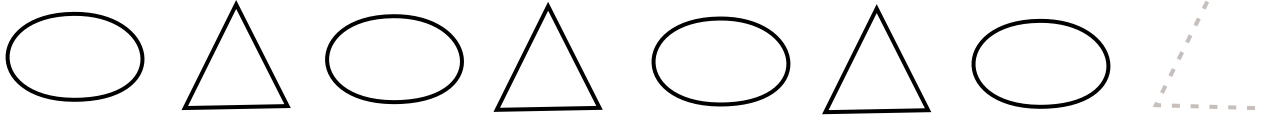




Cut out the picture pieces from the bottom of the page. Paste each one next to the pattern it matches.



Finish the pattern by drawing the shape that comes next. The first one is started for you.




Draw your own pattern in the space below!

-----  
-----

# What Comes Next?









Look at the pattern and circle what comes next!



NAME \_\_\_\_\_

# Pattern Recognition: Flowers!






Color the flowers on the right to match the ones on the left.










NAME \_\_\_\_\_

# Pattern Recognition: ANIMALS!

Color the animals on the right to match the ones on the left.




Match the fish to its shadow.




# Teddy Bear Match Up

Draw a line to match the teddy bears.



These teddy bears are a little different. Can you tell what is different about them?






Let's Count

# A Day in the Park

Count the objects then color the picture below!

1. How many squirrels are there?
2. How many trees are there?
3. How many apples are there?
4. How many ladybugs are there?








Let's Count

# Beach Penguins!

Answer the questions below  
then color the image to bring the penguins to life!



1. How many penguins are there?

2. How many penguins are sleeping?

3. How many umbrellas are there?

4. How many penguins are reading?



5. How many penguins are wearing sunglasses?



Let's Count

# Teddy Bears!

Answer the questions below then color the cute little teddy bears!



















1. How many teddy bears playing jump rope?
2. How many teddy bears are drinking tea?
3. How many teddy bears are wearing bows?
4. How many teddy bears are eating cupcakes?
5. How many cupcakes are there?
6. How many teddy bears are there?



# MAKE A MATCH: FISH

Cut out the game pieces below, mix them up and place them face down on the floor. Begin the game by turning one piece over, then another. If they match, put them in a pile. If they don't match, turn both pieces over and try again. Repeat until you've made all 8 matches.



Great job!

---

is an Education.com math superstar

