

Count!

on it ●

P


Preschool

1

3

2


5



4

6

7



8

9

10

Table of Contents


Count On It!

The Number 0
All About the Number 1
The Number 2
The Number 3
Four
All About the Number 5
Color Six Lollypops
The Number 7
Eight
All About the Number 9
The Number 10
Find the Pairs
Color by Dots
Sweet Shop: Shape Counting
Count, Draw and Color
Let's Count! Fruit
Let's Count! Jewels
Let's Count! Sports
Color the Cupcakes: Counting

Certificate of Completion

Want more workbooks? Join Education.com Plus to save time and money.
<http://www.education.com/education-plus/>

The Number 0



Count the number of eggs in each nest, touching each egg as you say the number. Draw a line from the number 0 to the nests with 0 eggs.

Preschool MATH

All About the Number 1




Trace the dotted lines on the number 1. Then write your own 1 next to it! Repeat.

Two sets of handwriting practice lines. Each set consists of a solid top line, a dashed middle line, and a solid bottom line. Vertical dashed lines divide each set into four columns for tracing and writing the number 1.

Circle the things you can find in which there are only 1 of each.



Color in the fun stuff below. There is a number 1 in each drawing. Can you find them all?

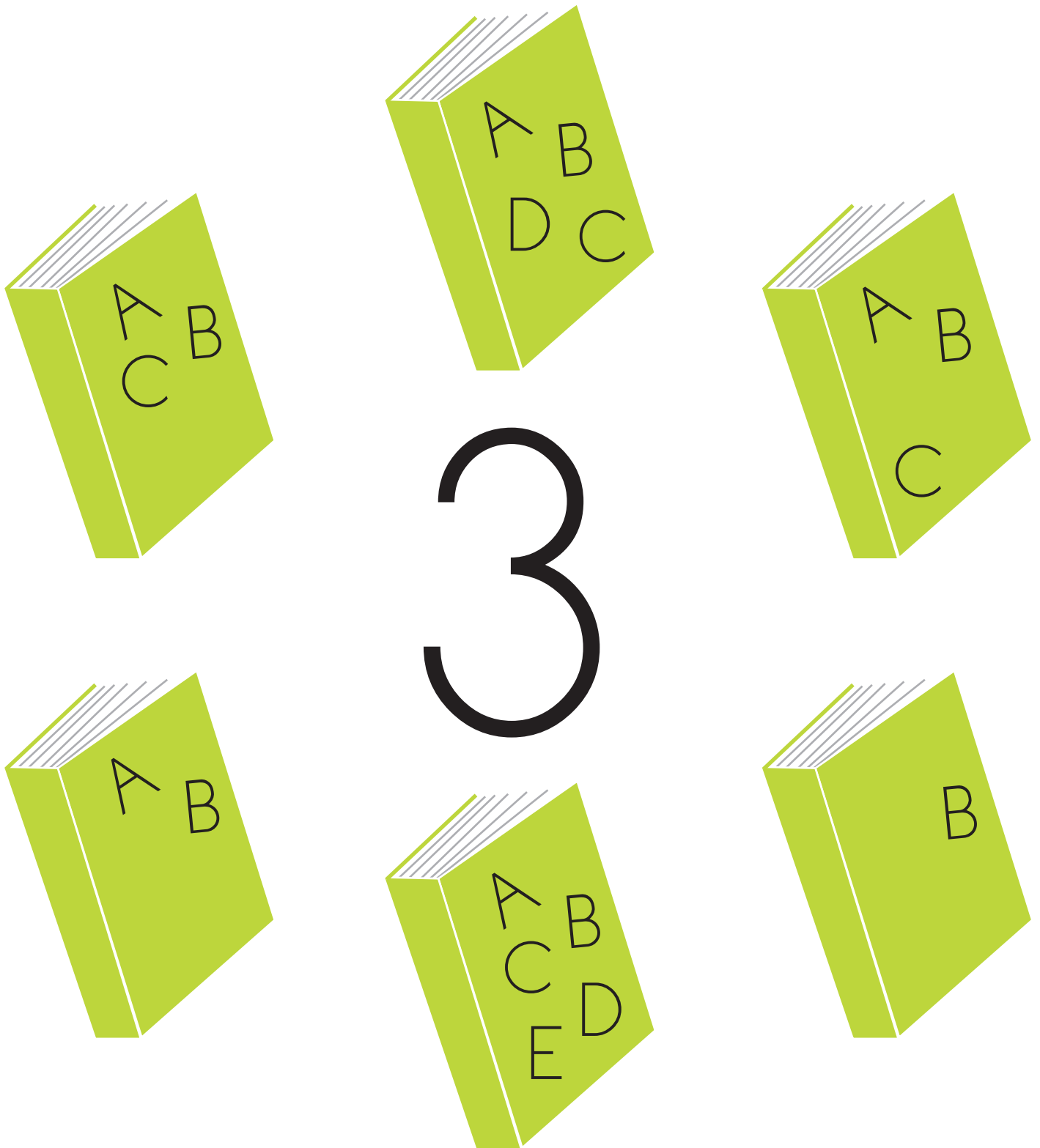


The Number 2



Count the number of cookies on each plate, touching each cookie as you say the number. Draw a line from the number 2 to the plates with 2 cookies.

The Number 3

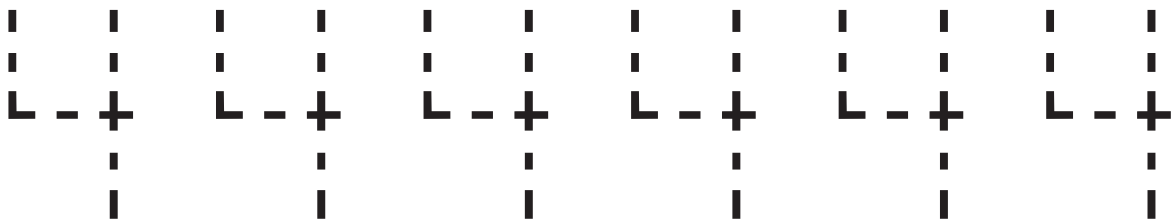






Count the number of letters on each book, touching each letter as you say the number. Draw a line from the number 3 to the books with 3 letters.



Four

This is the number 4.
There are 4 ducks at the farm. Color the ducks.

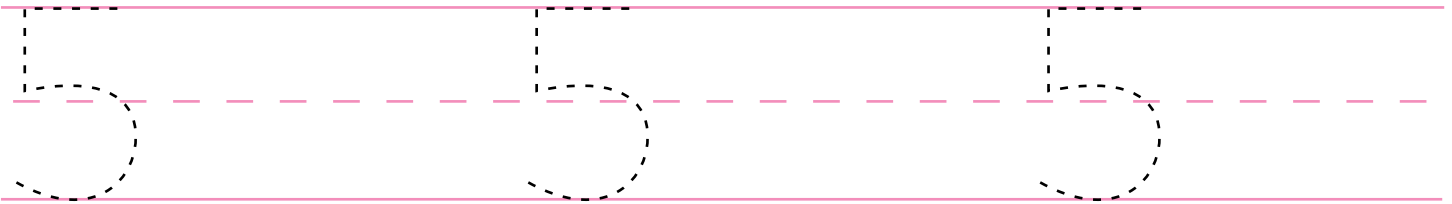
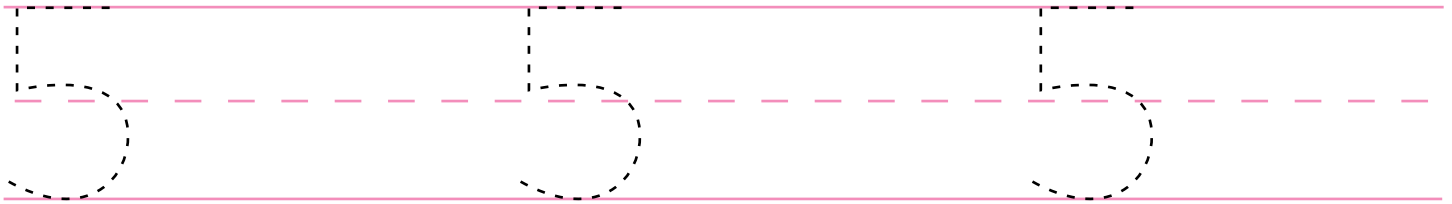


Trace the number 4.

Preschool
MATH All About
the Number **5**




Trace the dotted lines on the number **5**. Then write your own **5** next to it! Repeat.



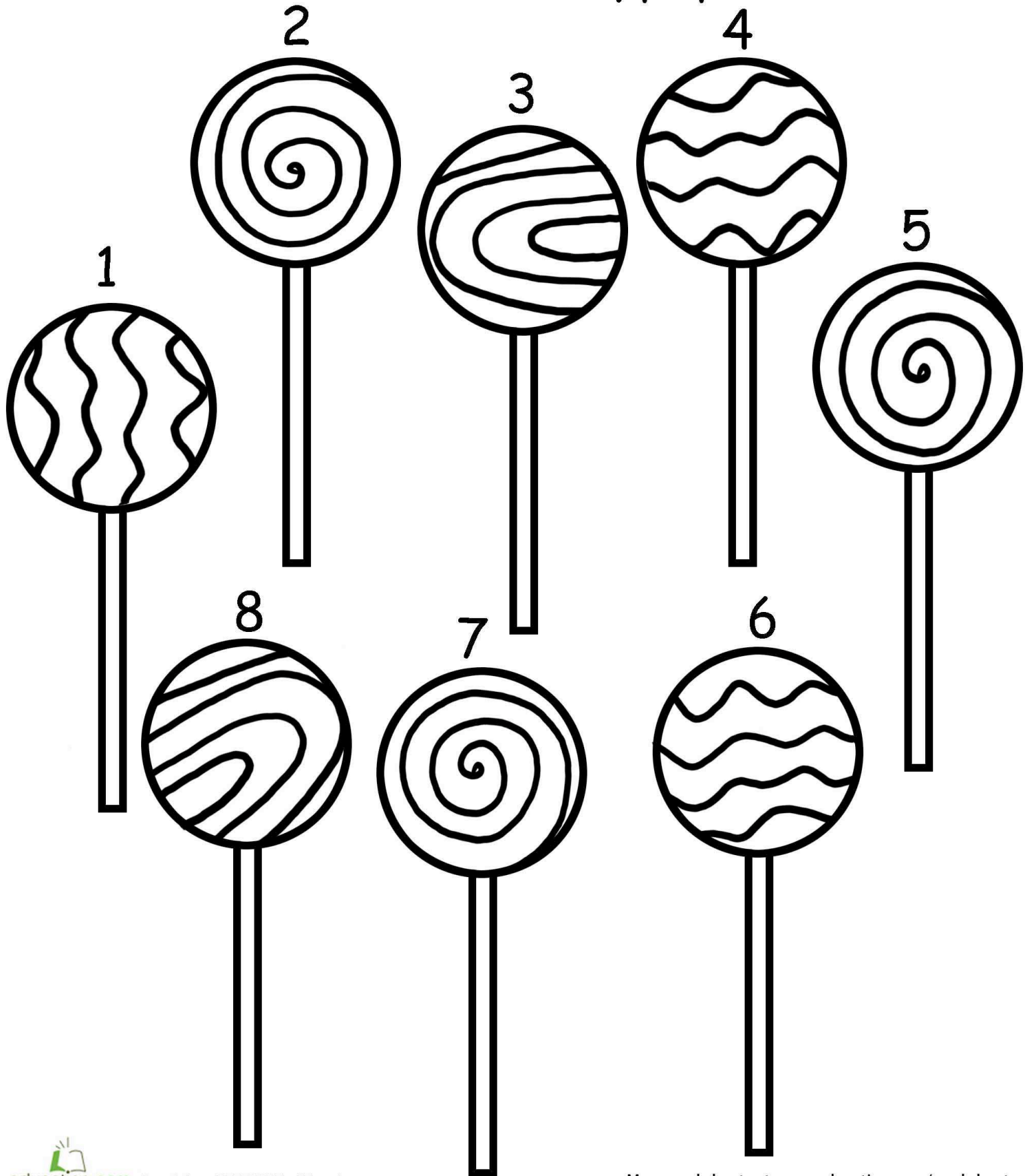
There are **5** rabbits below. Can you find them all?



Color in the fun art below. There is a number **5** in each drawing. Can you find them all?




Color Six Lollypops



The Number 7




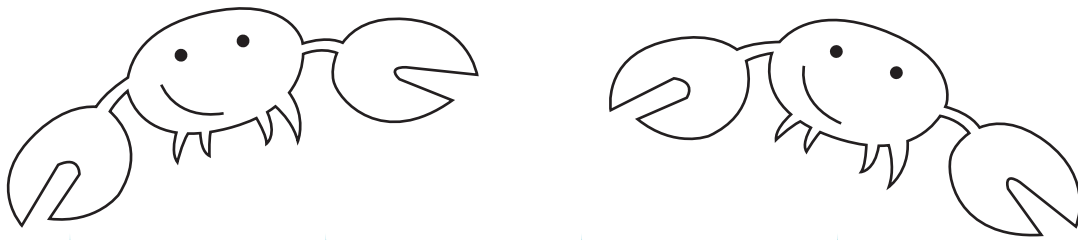


Count the number of coins in each jar, touching each coin as you say the number. Draw a line from the number 7 to the jars with 7 coins.



Eight

This is the number 8.

There are 8 crabs in the sea. Color the crabs.



Trace the number 8.






Trace the dotted lines on the number 9. Then write your own 9 next to it! Repeat.



There are 9 yummy pies below. Can you find them all?



Color in the fun art below. There is a number 9 in each drawing. Can you find them all?




The Number 10



Count the number of sprinkles on each donut, touching each sprinkle as you say the number. Draw a line from the number 10 to the donuts with 10 sprinkles.

Find the Pairs

Can you find the pairs in the picture? I just found a pair of eggs. Find the other pairs.




Parent tip: Talk to your child about pairs of things, like a pair of earrings, and ask your child to think of others. You can also talk about animals and their homes.

Color by Dots


Color the picture using the key to find out what color goes with each group of dots.

• blue	: white	: purple
:: green	::: brown	::: pink



Sweet Shop

There are circles, half circles, and squares hidden in this picture. Count them and write down the total number of each shape.




There are _____ circles.


There are _____ half circles.

There are _____ squares.

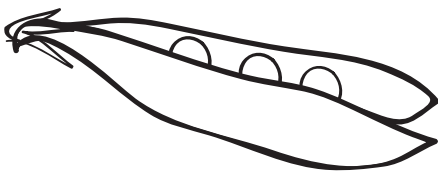
COUNT, DRAW AND COLOR




How many windows do you see?.....




Draw 4 windows on the plane.



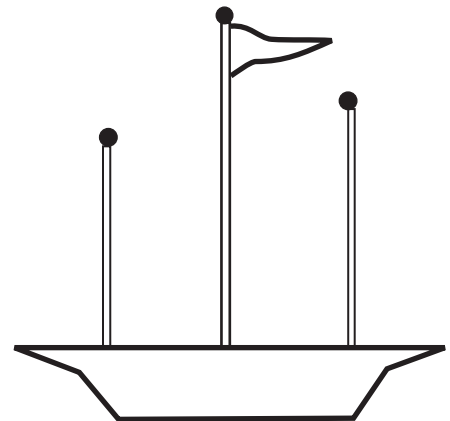
How many peas do you see?



Draw 2 peas inside the pod.




How many sails do you see?



Draw 3 sails on this ship.




How many leaves do you see?



Draw 6 leaves on this stem.

Let's Count!

Count each kind of fruit and fill your answers in below.



How many  ? _____


How many  ? _____

How many  ? _____


How many  ? _____

Let's Count!

Count each kind of jewel and fill your answers in below.



How many



? _____

How many



? _____

How many



? _____

How many



? _____

How many



? _____

Let's Count!

Count each kind of ball and fill your answers in below.



How many  ? _____

How many  ? _____

How many  ? _____

How many  ? _____

Color the Cupcakes and Match the Number!



•

•

1



•

•

4



•

•

3



•

•

5



•

•

2

Great job!

is an Education.com math superstar

