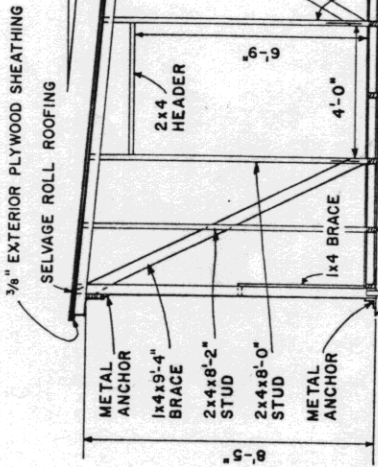


FRONT FRAMING

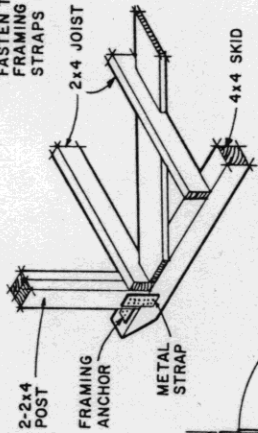
SCALE: 0 1 2 3 4 FT.



END FRAMING

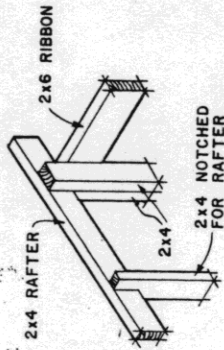
SCALE: 0 1 2 3 4 FT.

2x4x12'-0" JOIST, FASTENED TO SKID WITH FRAMING ANCHOR, METAL STRAPS OR 3/4" B BOLTS



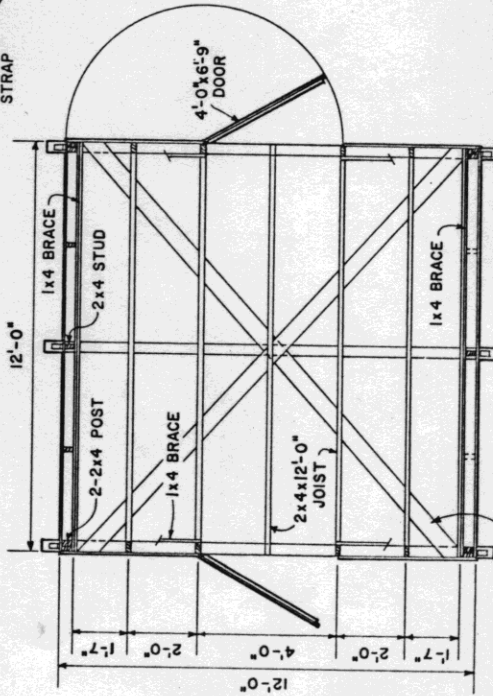
CORNER POST DETAIL

SCALE: 0 1 2 FT.



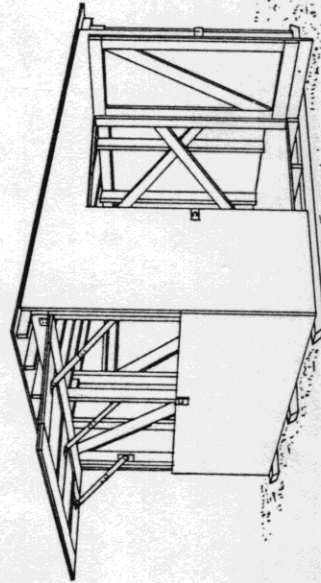
CORNER POST DETAIL

SCALE: 0 1 2 FT.



PLAN

SCALE: 0 1 2 3 4 FT.



PERSPECTIVE

NOTES:

- 3/8" EXTERIOR PLYWOOD, ALUMINUM, OR GALVANIZED SHEET METAL MAY BE USED FOR SIDING.
- SKIDS, JOISTS, X-BRACING, BOTTOM PART OF POSTS AND STUDS TO BE TREATED WITH PRESERVATIVE SUCH AS CREOSOTE OR PENTACHLOROPHENOL.

COOPERATIVE EXTENSION WORK IN
AGRICULTURE AND HOME ECONOMICS
DEPARTMENT OF AGRICULTURAL ENGINEERING
UNIVERSITY OF MARYLAND
AND
UNITED STATES DEPARTMENT OF AGRICULTURE COOPERATING

MOVABLE SHED

W. VA. '70 6099 SHEET 1 OF 1