



# Wow Words


1<sup>st</sup>  
GRADE




Salty



Red



Dirty



Sour



Cold



Sticky



Light



Prickly



Fluffy



Hot

# Table of Contents

---

## Wow Words

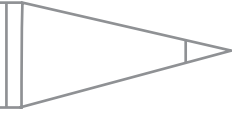
What is an Adjective?  
What Does It Look Like?  
Make Another Adjective  
Describe It!  
Spot It! Practice Identifying Adjectives  
Everyday Adjectives  
Adjective Time  
What Does It Feel Like?  
How Do You Feel?  
Adjectives All About Me  
Describe Yourself  
Adjective Jumble Draw  
Describe It: How, When and Where  
How Did It Happen?  
Where Did It Happen?  
When Did It Happen?  
Changing Adjectives to Adverbs

*Certificate of Completion*

Want more workbooks? Join Education.com Plus to save time and money.  
<http://www.education.com/education-plus/>

Name: \_\_\_\_\_

# What is an **Adjective?**



Adjectives are words that tell what something looks like, smells like, tastes like, feels like, or sounds like. They are **describing words**.



Look at the word sort below and circle all of the words that could describe something.

big purple playground **fluffy**  
tree red mouse loud  
silly hat dry fast old kite  
boy yummy grass car wagon  
grumpy balloon bed cold little  
sandwich book hairy glue  
sun sharp mean sad crunchy  
bike dog  
sticky stinky rough snake hot  
tired house school  
cat slimy quiet

# What Does It Look Like?

Use the word bank below to complete each sentence. Look at the picture to help you find the missing adjective.

1. The \_\_\_\_\_ flowers



2. The \_\_\_\_\_ kitten



3. The \_\_\_\_\_ balloon



4. The \_\_\_\_\_ ladybug




5. The \_\_\_\_\_ pig



6. The \_\_\_\_\_ ball



7. The \_\_\_\_\_ slug



## WORD BANK:

red  
fluffy  
small  
pretty  
sharp  
dirty  
slimy  
round

# Make Another Adjective


Can you come up with a different word to describe each picture?



**gross**

---

---



**yummy**

---

---


**sad**



**happy**



**tall**



# Describe It!

Practice using descriptive words!

Words that describe nouns are called *adjectives*.

Match the nouns on the left with adjectives on the right.

salty

hard

soft


thin

sour


cold

shiny


CD




pretzel



ice cubes




lemon



hammer



paper



teddy bear



# Spot It!

## Practice Identifying Adjectives

Each sentence has at least one adjective. Write the adjectives you find on the line given below each sentence.

1. The beanstalk is very tall.

---

2. Jack is a young boy.

---

3. The tiny beans started to sprout.

---

4. Climbing up the huge beanstalk made Jack tired.

---

5. Jack's family was poor.

---

6. The gold harp he saw was beautiful.

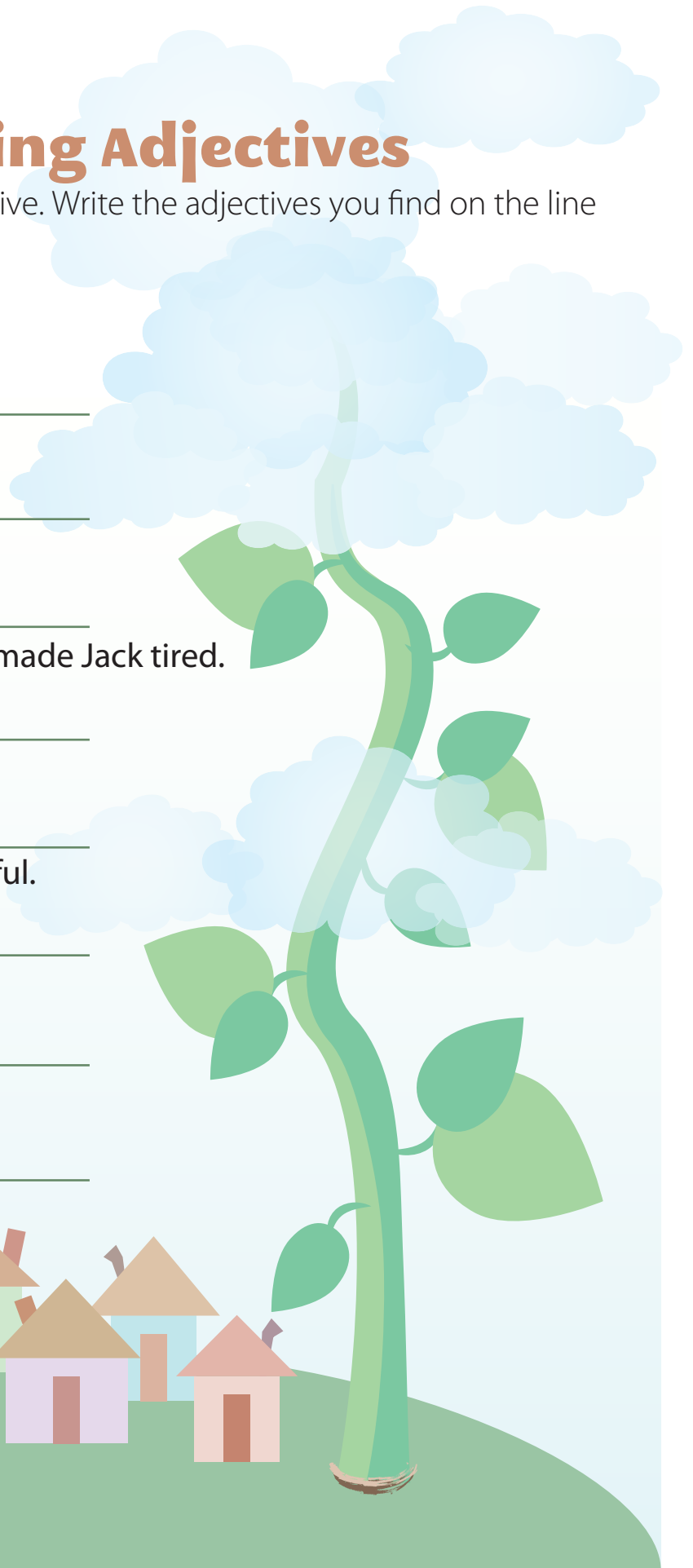
---

7. The giant was massive!


---

8. The goose laid golden eggs.

---



# Everyday Adjectives



Use adjectives to fill in the blanks describing your day!

## Example:

This morning when I woke up, the sky was beautiful.


1. Today I am feeling \_\_\_\_\_.
2. I decided to wear a \_\_\_\_\_ outfit.
3. My breakfast was \_\_\_\_\_.
4. I'm wearing \_\_\_\_\_ shoes today.
5. I had a \_\_\_\_\_ ride/walk to school.
6. My lunch was \_\_\_\_\_.
7. At lunchtime the cafeteria is \_\_\_\_\_.
8. Today the playground is \_\_\_\_\_.
9. My \_\_\_\_\_ friends played together during recess.
10. Luckily I finished our \_\_\_\_\_ assignment.





# Adjective Time

Read the words in each row. Circle the two adjectives that best describe the noun pictured.



\_\_\_\_\_

huge      pretty      dirty      white

\_\_\_\_\_


sweet      smooth      hard      fluffy



\_\_\_\_\_

funny      hot      loud      shy

\_\_\_\_\_



Use an adjective from above to complete each sentence.

Kittens are \_\_\_\_\_.

The weather is \_\_\_\_\_.

The beach is \_\_\_\_\_.

My best friend is \_\_\_\_\_.

Popsicles are \_\_\_\_\_.



# What Does It Feel Like?

Match each picture to the correct adjective word that describes how it might feel.



bricks




feather



cactus




sucker



POTATOES



igloo



thumbtack



squirrel

cold

hard

sticky

furry

sharp

lumpy

light

prickly

# How Do **YOU** Feel?


Read each adjective below and then draw a picture to show what you would look like if you felt that way.

Example: **happy**



**scared**


**brave**





**silly**



**lazy**



**itchy**



# Adjectives All About ME

Underline the adjectives that best describe you:

**quiet**

happy

**funny**

*bright*

smart

shy

weird

silly

short

*tall*

**loud**

*sporty*

**grumpy**

cheerful

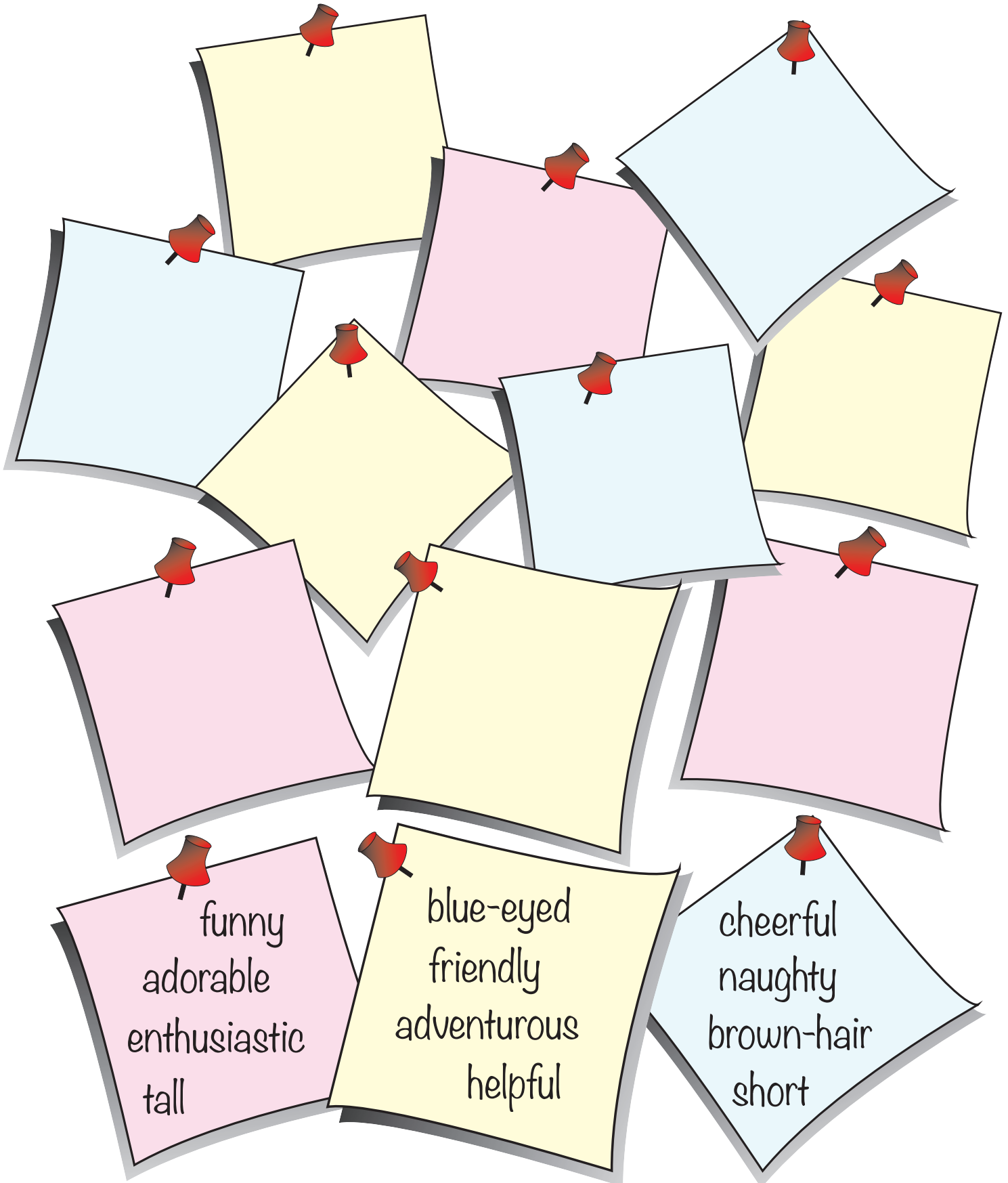
**Draw** a picture of yourself and use the describing words you picked above in your picture.

**Fill in the blanks** using an adjective that describes you.

1. In the mornings I always feel \_\_\_\_\_.
2. Today I wore a \_\_\_\_\_ outfit.
3. My friends say I have a \_\_\_\_\_ sense of humor.
4. The weather outside seems \_\_\_\_\_ today.
5. Yesterday I was in a \_\_\_\_\_ mood.

# Describe Yourself


Write 10 adjectives that describe you in these post-its. Then make sentences using these adjectives and write about yourself on the next page. There are a few adjectives listed on some post-its to give you ideas.



# About Myself



A series of ten horizontal lines for writing, arranged in a central column.



# Adjective Jumble Draw

Cut out each word below. Mix and match the adjectives with the nouns to create funny phrases! Use page 2 to draw a funny picture to go with your descriptive phrases.

**Example:** jolly octopus

## Adjectives

crooked

noisy

massive

jolly

freezing

hairy

smart

red

smelly

## Nouns

cat

hotel

table

teacher

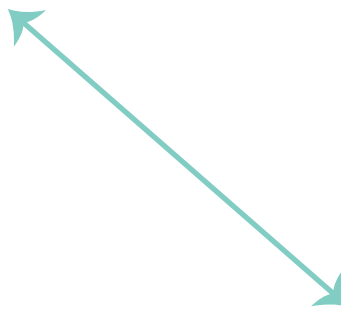
mom

octopus

chair

shoe

television




# Adjective Jumble Draw

Glue your favorite adjective/noun phrases,  
and draw a picture to go with each one!



adjective

noun



adjective

noun



# Describe It: How, When and Where

An **adverb** is a word that describes **verbs** or **adjectives**.

Adverbs usually describe how, when or where something happens.

## For example:


Judy talks loudly. (how)

Susie always takes the bus. (when)

Roy looked up. (where)

Read the sentences below, and circle the adverb in each sentence. Tell if the adverb describes how, when or where.

1. Tammy and Stacy never sing.
2. A mother rocks her baby gently.
3. Rusty went outside to make a snowman.
4. The plane took off immediately.
5. I will leave my books here.
6. We often carpool to school.
7. Ricky walked proudly onto the stage.




# How Did It Happen?

## Exploring Adverbs 1

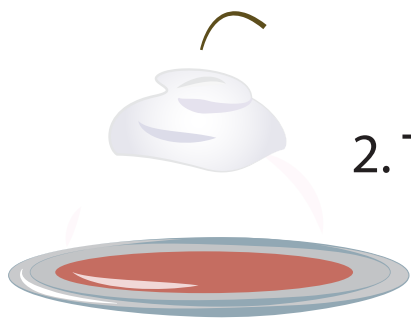
An **ADVERB** is a word that describes a verb. An adverb tells *how*, *where*, or *when* something happens.

Read each sentence below and circle the word that describes how the action happened. The first one has been done for you.

1. The snail slithered slowly down the path.



2. The fans cheered loudly during the game.




3. Fred waited patiently for dessert.



4. The puppy chased the ball playfully.



5. The wind blew softly through the trees.



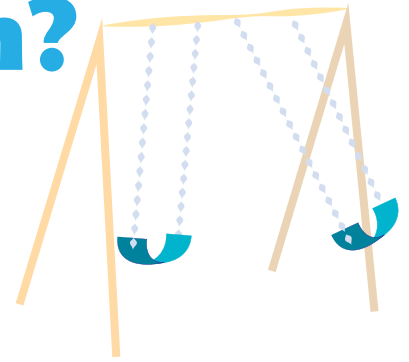
6. The kids ran quickly during the race.



# Where Did It Happen?

## Exploring Adverbs 2

An **ADVERB** is a word that describes a verb. It tells *how*, *where*, or *when* something happens.



Read each sentence starter and decide how you think it should end. Use an adverb from the word bank to finish the sentence and describe where the action takes place.

### Word Bank

upstairs      here      inside      everywhere  
outside      underground      away

1. We have to play \_\_\_\_\_ on rainy days.
2. I know I left my phone right \_\_\_\_\_.
3. I keep seeing that commercial \_\_\_\_\_.
4. A strong wind made my kite fly \_\_\_\_\_.
5. Moles like to dig \_\_\_\_\_.
6. The crayons are \_\_\_\_\_ in the game room.



# When Did It Happen?

## Exploring Adverbs 3

An **adverb** is a word that describes a verb.

An adverb tells how, where, or when something happens.



Read the sentences below. Write the adverb on the line using your best handwriting.

**Example:** Can Dotty and James come over tomorrow?

*When can Dotty and James come over?*

Tomorrow tells when Dotty and James can come over.

### Directions:

Read the sentence. Then read the question. Write the adverb on the line.

1. Sam always plays soccer.

*When does Sam play soccer?*

---

---

---

2. Jane and Sally will eat lunch later.

*When will Jane and Sally eat lunch?*

---

---

---

3. Tim fed the bird today.

*When did Tim feed the bird?*

---

---

---

4. She watches TV often.

*When does she watch TV?*

---

---

---

5. We will go dancing tomorrow.

*When will we go dancing?*

---

---

---

# Changing Adjectives To Adverbs

Adverbs tell how an action is done. Many adverbs are formed by adding **ly** at the end of an **adjective**.

## Example:

quick + **ly** = **quickly**

He ran quickly.

Write the word that completes each sentence by adding **ly** to the end.

slow

swift

rough

beautiful

polite

sudden

soft

poor

1. They treated the garbage \_\_\_\_\_.

2. The slug moved \_\_\_\_\_ along the sidewalk.

3. The train \_\_\_\_\_ stopped.


4. She sang \_\_\_\_\_.

5. The music played so \_\_\_\_\_  
I could barely hear it.

6. The dog ran \_\_\_\_\_.

7. The food was \_\_\_\_\_ made.

8. Tommy \_\_\_\_\_ asked  
the teacher a question.



Great job!

---

is an Education.com writing superstar

