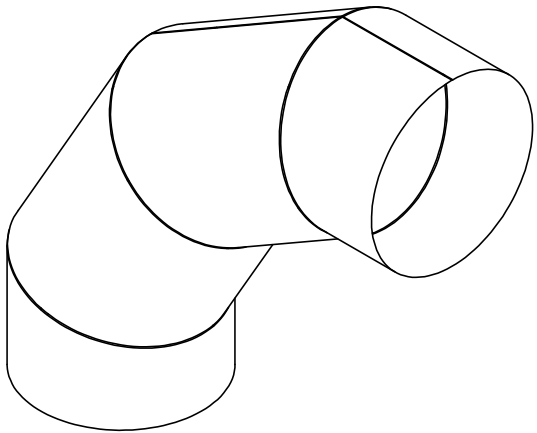
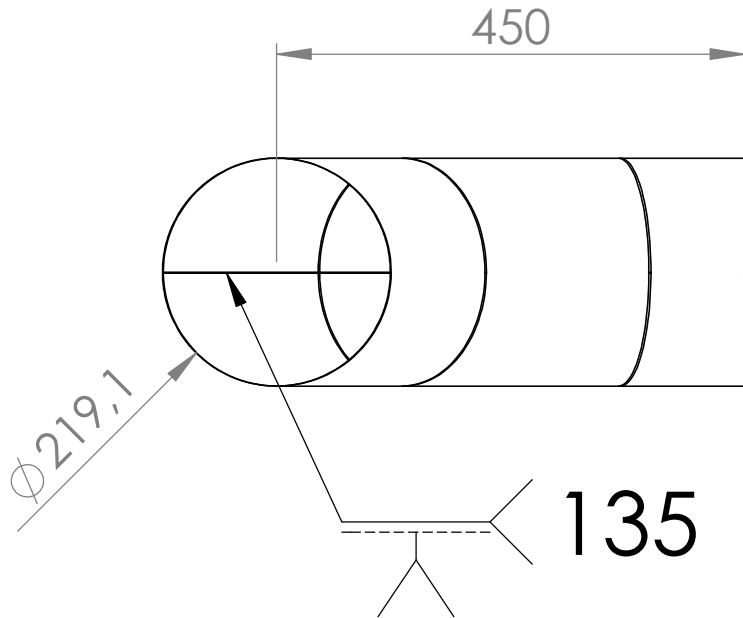
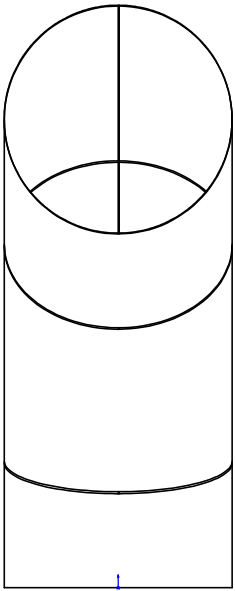
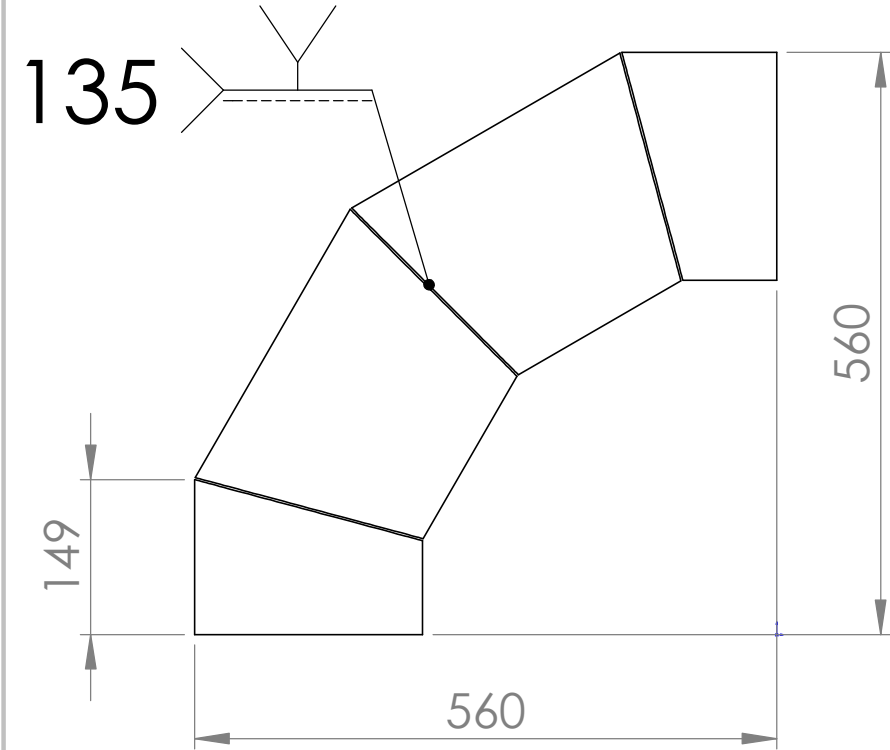


B

B

A

A



PROPRIETARY AND CONFIDENTIAL
THE INFORMATION CONTAINED IN THIS
DRAWING IS THE SOLE PROPERTY OF
<INSERT COMPANY NAME HERE>. ANY
REPRODUCTION IN PART OR AS A WHOLE
WITHOUT THE WRITTEN PERMISSION OF
<INSERT COMPANY NAME HERE> IS
PROHIBITED.

		UNLESS OTHERWISE SPECIFIED:		NAME	DATE	<COMPANY NAME>		
		DIMENSIONS ARE IN INCHES TOLERANCES: FRACTIONAL ± ANGULAR: MACH ± BEND ± TWO PLACE DECIMAL ± THREE PLACE DECIMAL ±	DRAWN			TITLE: Pièce 2 - coude cylindrique / cylindrique		
			CHECKED					
			ENG APPR.					
			MFG APPR.					
		INTERPRET GEOMETRIC TOLERANCING PER:	Q.A.			SIZE DWG. NO. REV PIECE2-COUDE		
		MATERIAL	COMMENTS:					
		FINISH	matière : S235JR épaisseur : 3					
NEXT ASSY	USED ON							
APPLICATION		DO NOT SCALE DRAWING				SCALE: 1:10		SHEET 1 OF 1

2

1